

## Pump Controls

*regulating - monitoring - protecting*



### Pump Control V10 Plus

Multifunctional control device for pumps with 230 or 400V, up to 7,5 kW and 16 A

#### ■ Features

- easy installation, simple handling
- key pad, signal lights and amperage display on front side
- signal output to activate an alarm
- protection rating IP 54

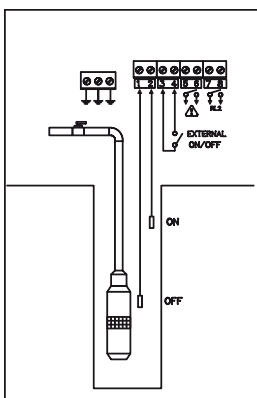
#### ■ Functions

- integrated level control
- programmable dry run protection
- electronic over-/underload protection
- excess voltage, phase failure and lightning protection
- reverse battery protection
- blocking protection (activation of the pump every 24 h / 1 sec)
- storage of startings and working hours
- automatic restart after interruption

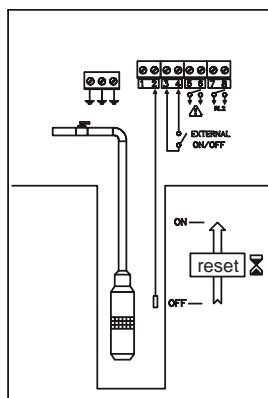
#### ■ Operation modes

- filling level regulation with one or two electrodes
- regulation with electronic load control (without electrodes)
- remote control with pressure switch, float switch or timer (contact controlled)
- compressed air supervision (quantity of air inside the surge tank), signal out to compressor to fill surge tank when required

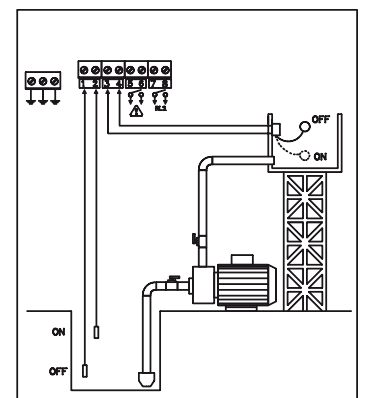
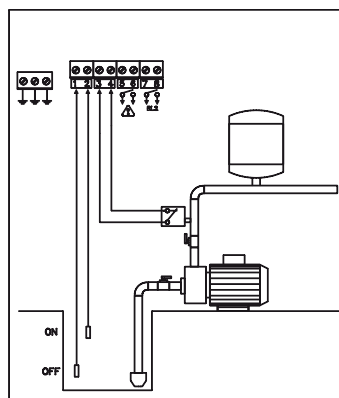
#### Water supply



#### Pressure boosting



#### Irrigation



further applications: sewage disposal, rain water harvesting, dry run protection for impeller pumps

## Electronic and mechanical pump controls for automation of garden pumps and domestic water supply pumps

The pump control starts the pump automatically on withdrawal of water and stops it when withdrawal is finished.



### BRIO

**Electronic pump control** to be installed anywhere in the line between pump and first outlet. Ensures constant pressure distribution. Easy mounting and installation.

With dry run protection: pump is cut off automatically when running without water (signal light).

Suitable also for retrofitting existing pumps.

#### Technical Details

- power supply: 110 - 230 V / 50 and 60 Hz
- operating pressure: 1.5 - 3.5 bar
- connections in/out: Ø 1" int. thread / 1" ext. thread
- fluid temperature max.: 55°C
- weight: 0.45 kg



### ZUMATIC

**Mechanical pump control** with surge tank and pressure gauge. Particularly suitable for high capacity pumps and for pressure boosting.

No dry run protection.

#### Technical Details

- power supply 230 or 400 Volt
- for pumps with 16 A maximum
- operating pressure: : 2 - 12 bar or 1 - 5 bar (depending on operating pressure of the pump)
- volume surge tank: 8 or 24 litres, larger volume on request

